

The background of the slide features a hot stamping machine on the left and a stack of three ornate, dark-colored books with gold-tooled covers on the right. The machine has a control panel with several buttons and a digital display. The books are stacked vertically, showing their spines and covers.

HOT STAMPING PLATE TECHNOLOGY

FULL ANALYSIS

Brass, Zinc & Silicone Plates: Material Selection, Thickness Standards & Core Manufacturing Processes
Unlocking the Secrets to High-Precision and Durable Hot Stamping Solutions

Shenzhen DSTAR Machine Co.,Ltd | Industry Technology Knowledge |2026

Shenzhen DSTAR Machine Co.,Ltd

CONTENTS

A comprehensive analysis from basic classification to production application, presenting a professional guide for hot stamping plate selection and technology.

01/ BASIC CONCEPT

Establish a basic understanding of hot stamping plates, analyze the core properties and application scenarios of different materials, and lay the foundation for subsequent selection.

03/ SPECIFICATION

Clarify the logical relationship between thickness, stamping pressure, and pattern precision, and provide a standardized reference scheme for thickness selection.

02/ METAL ANALYSIS

Focus on mainstream metal plates such as brass, steel, and zinc, and analyze their performance differences from multiple dimensions including hardness, thermal conductivity, and precision.

04/ SILICONE FOCUS

Analyze the unique elastic structure of silicone plates, and explore its irreplaceability and application advantages in curved and irregular stamping.

05 Three Main Production Processes

From engraving to exposure, detail the processes, advantages, and disadvantages of the three mainstream production techniques to help you master the core technical essentials.

06 Metal vs Silicone Plates

Conduct a comprehensive evaluation from dimensions such as cost, efficiency, and effect, and use data to visually present the applicable boundaries of the two plate types.

07 Selection Principles & Pitfalls

Summarize practical experience, refine scientific selection principles, and avoid common process and material misconceptions in production.

General Classification of

Hot Stamping Plates

Hot stamping plates are categorized based on material rigidity, designed to meet diverse production demands—from rigid flat surfaces to complex curved or embossed substrates.



Metal Hot Stamping Plates

Crafted from brass, copper, or zinc, these rigid plates excel on flat, hard materials. Ideal for high-volume production requiring crisp, precise impressions on unyielding surfaces like paperboard or rigid plastics.



Flexible Silicone Plates

Soft, elastic, and adaptable, silicone plates conform to embossed, curved, or soft substrates (e.g., leather, foam). A modern innovation that expands hot stamping applications beyond traditional flat surfaces.

Key Insight: Selecting the right plate material is critical for balancing print quality and cost efficiency across different production scales.



Silicone Hot Stamping Plate (Aluminum Substrate)

A close-up view of a modern silicone plate, showcasing its vibrant red silicone stamping layer bonded to a sturdy aluminum base. This construction provides the perfect blend of flexibility and heat conductivity for challenging substrates.

Characteristics and Applications of Brass Plates

The industry standard for high-volume hot stamping: where durability meets precision in every impression.



Precision Crafted Surfaces

Engineered for intricate detailing, brass plates excel at transferring crisp, clean designs onto hard substrates. Their rigidity ensures every stamp mirrors the master mold with unwavering accuracy.



Premium Hardcover Applications

Ideal for luxury book cases and rigid packaging, brass plates deliver a flawless metallic finish that elevates both tactile and visual appeal. Perfect for brands seeking an upscale, premium look.

200,000+

Consecutive Impressions

A single brass plate maintains peak performance for hundreds of thousands of cycles, minimizing downtime and maximizing production throughput for high-volume jobs.

Thermal Superiority & Durability

Boasting exceptional heat resistance to prevent warping, and superior thermal conductivity for uniform heat distribution. This material is impervious to deformation, ensuring consistent results even on the most challenging hard materials like book board or rigid plastic.

Characteristics and Applications of Copper Plates

From material properties to core advantages: why copper is irreplaceable in premium hot stamping.



Appearance & Physical Properties

Distinguished by its deep red hue, copper exhibits exceptional heat transfer and corrosion resistance. Its high durability and anti-deformation characteristics make it a reliable substrate for complex stamping operations, ensuring consistent performance over time.



Core Advantage: Unmatched Elasticity

As a neutral metal with slight elasticity, copper delivers stamped impressions that are **soft, full, and delicate**. This unique material property creates a nuanced texture on the finished product—an effect that no other plate material can replicate.



▲ High-resolution detail of a copper hot stamping plate, showcasing fine engraved textures.

The Art of Fine Reproduction

This close-up highlights the microscopic precision achievable with copper plates. The material's ability to hold extremely fine lines and three-dimensional engravings is what makes it the gold standard for luxury packaging, invitations, and stationery where a gentle, sophisticated touch is desired.

High-end Publication Printing

Characteristics and Scope of Zinc Plates

Cost-effective yet less durable, zinc plates are a practical choice for small-scale hot stamping projects.

Core Material Characteristics

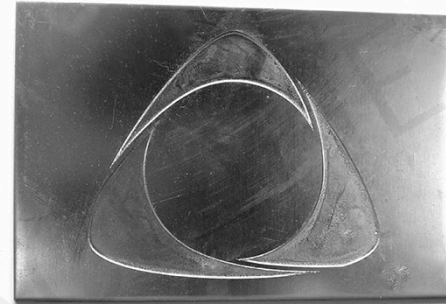
Softer than copper plates, zinc exhibits lower heat resistance and structural durability. This inherent softness makes it more susceptible to deformation and wear during repeated stamping cycles compared to harder metals.

Ideal Application Scope

Best suited for small-batch production (typically in the thousands of pieces) on ordinary paper or cardstock. It is the go-to option for prototyping, short runs, or limited-edition items where cost efficiency is prioritized over high durability.

Critical Limitation to Note

Avoid hard substrates or large runs exceeding 10,000 pieces. Excessive use causes impressions to blur rapidly, leading to defective products and increased waste.



"A silvery-gray zinc plate engraved with a precise geometric pattern. Its soft metallic composition is evident in its smooth, non-reflective surface finish."

Cost-Effectiveness Comparison

Short-Term Savings (Zinc) vs. Long-Term Value (Copper): Which is the smarter manufacturing choice?

ZINC PLATE – The Budget Starter

UNIT PRICE

Lower upfront cost, easy on the budget for initial trials and small projects.

DURABILITY

Poor wear resistance. Only suitable for small batches; deforms easily with heavy use.

TOTAL COST

Low start, but frequent replacements inflate long-term expenses.

BEST FOR

Prototyping, testing, or limited small-batch production runs.

COPPER PLATE – The Long-Haul Champion

UNIT PRICE

Higher initial investment, reflecting premium material quality and processing complexity.

DURABILITY

Exceptional lifespan. Stamping life is dozens of times that of zinc; resists wear effectively.

TOTAL COST

Cost-effective at scale. Ultra-long life drastically cuts replacement frequency.

BEST FOR

Large-scale, long-term production runs demanding consistent quality.

STRATEGIC TAKEAWAY

For production runs exceeding 10,000 pieces, choosing a copper plate is the optimal solution. Its superior durability drastically reduces replacement frequency, effectively lowering the total cost of ownership and striking the perfect balance between efficiency and manufacturing quality.

Thickness Selection Principles for Hot Stamping Plates

The gauge of a hot stamping plate is not arbitrary—it's dictated by substrate material, surface texture, and stamping area. Selecting the right thickness ensures optimal heat transfer, pressure distribution, and prevents damage to delicate materials.

1.5 mm

Standard Plain Paper

Ideal for smooth, everyday printing paper. Ensures efficient heat transfer for sharp, clean impressions without over-penetration.

2.5 mm

Textured & Large Surfaces

For embossed paper, PVC, or leather. Its rigidity handles large-area graphics and ensures pressure reaches every textured crevice.

2.0 mm


General-Purpose Gauge

The workhorse of hot stamping. A balanced choice for most common applications, offering reliable durability and consistent thermal performance.

3.5 mm

Soft Pliable Textiles

Engineered for velvet, satin, or linen. Its thickness prevents material distortion while conforming to uneven, delicate fabric surfaces.



Precision: The Golden Rule

A professional thickness gauge is your first line of defense against defects. Verifying plate dimensions ensures even pressure distribution—critical for achieving flawless results on both rigid boards and soft textiles alike.

“Measure twice, stamp once.” — Industry Standard

Thickness Adaptation Rules for Special Materials

Precision guidelines to avoid defects and ensure optimal processing results for high-value substrates.



Textiles (Velvet / Satin / Linen)

Challenge: High pile and elasticity cause thin plates to smudge or scum during stamping. The soft fibers require a rigid base to prevent surface damage.

Recommended Thickness: **3.5 mm**



Embossed Paper & Cardstock

Challenge: Requires consistent pressure to lock in raised patterns without tearing the surface. Thin plates fail to distribute force evenly across textured areas.

Recommended Thickness: **2.5 mm**



Leather (Genuine / Recycled)

Challenge: High elasticity and premium value demand zero crushing. Thin plates risk over-compression, permanently damaging the material's natural grain.

Recommended Thickness: **2.5 mm**



Large-Area Graphics & Logos

Challenge: Wide stamping areas need uniform pressure. Thin plates deform under load, leading to inconsistent transfers and incomplete graphic adhesion.

Recommended Thickness: **2.5 mm**

Silicone Hot Stamping Plates A Flexible Solution

Moving beyond rigid limitations to embrace curves and irregular shapes with ease.



KEY CHARACTERISTICS

Constructed from high-grade heat-resistant silicone, this material offers exceptional elasticity and flexibility. It conforms seamlessly to curved, embossed, plastic, leather, or irregularly shaped workpieces, ensuring uniform contact for a flawless finish.



CORE ADVANTAGE OVER METAL PLATES

Unlike rigid metal plates, silicone plates provide a pressure cushioning effect, preventing damage to fragile or soft materials. They minimize ink spread and smudging, making them the ideal choice for precision stamping on delicate, curved surfaces that demand a gentle touch.

"The ultimate tool for breaking the mold of traditional hot stamping limitations."



RAW MATERIAL

The silicone hot stamping plate features a high-quality red silicone layer bonded to an aluminum substrate, providing the perfect balance of heat transfer and flexibility.



FINISHED APPLICATION

Perfectly adapted to curved surfaces like cosmetic containers, it delivers precise and beautiful gilding effects that rigid metal plates cannot achieve easily.

Internal Structure of Silicone Hot Stamping Plates

Engineered for precision: A robust three-layer composite design ensuring stability and longevity in industrial hot stamping.



TOP LAYER | Heat-Resistant Silicone Matrix

The direct stamping surface, crafted from premium heat-resistant silicone. It offers exceptional elasticity and release properties, ensuring crisp, defect-free pattern transfers onto diverse materials like plastics, paper, and leather.



MIDDLE LAYER | High-Temperature Adhesive

A specialized high-strength adhesive film that securely bonds the silicone and aluminum layers. It withstands extreme thermal cycling without delamination, maintaining structural integrity through thousands of stamping cycles.



BOTTOM LAYER | Reinforced Aluminum Substrate — The Structural Backbone

A rigid, thickened aluminum alloy base plate designed for easy mounting and excellent heat distribution. It provides a stable platform that resists warping under prolonged high temperatures, ensuring uniform stamping pressure across the entire surface. This layer is key to the plate's durability in heavy industrial use.



Diverse Specifications

Available in various sizes and configurations to fit different stamping machines and product geometries.

* Samples shown for reference only.



Fully Customizable for Your Needs

Beyond the standard structure, we offer tailored hardness (20A–80A) and thickness adjustments to match your specific production requirements. Whether stamping on delicate plastics or rugged metals, our plates are optimized for maximum transfer efficiency and service life.

Shenzhen DSTAR Machine Co., Ltd

Three Major Manufacturing Processes for Silicone Plates

From rapid prototyping to high-volume production, we offer tailored solutions to match your precision, speed, and scale requirements.



01. CNC Computer Engraving

The "Quick & Flexible" Solution

KEY FEATURES:

Offers lightning-fast plate making with exceptional adaptability. It excels at producing silicone plates with irregular shapes, curved surfaces, or complex contours. This method is the top choice for urgent prototype orders or small-batch customizations where speed and flexibility are critical.



02. Film Photographic Exposure

The "High Precision" Specialist

Delivers ultra-high precision with razor-sharp edges, free from burrs. Perfect for intricate designs featuring fine small characters, logos, or standard batch graphics that demand meticulous detail and consistent clarity across every plate.



03. Mold High-Temperature Vulcanization

The "Durable & Mass-Produced" Workhorse

Guarantees unmatched dimensional stability and superior wear resistance for an extended service life. This is the definitive choice for long-term, high-volume production orders where durability and consistent quality are non-negotiable.

💡 Our team of engineers will evaluate your project specifications—including volume, complexity, and precision needs—to recommend the optimal manufacturing process for maximum efficiency and cost-effectiveness.

Shenzhen DSTAR Machine Co., Ltd

Metal vs. Silicone Plates: How to Choose?

A practical guide to selecting the optimal hot stamping solution for your product's material and geometry.

Metal Hot Stamping Plates (Copper / Zinc)

Rigid and durable, designed for flat, hard substrates (e.g., books, metal plaques). Excels at producing fine, small characters with exceptional precision. Features an ultra-long service life, making it the go-to choice for high-volume, consistent production runs.

Silicone Hot Stamping Plates

Highly flexible and elastic, perfect for curved, embossed, soft, or fragile surfaces (e.g., cosmetic bottles, leather goods). Supports rapid prototyping and easily adapts to irregular shapes, offering unmatched versatility for complex product designs and small-batch testing.



Real-World Application Insight

The visual comparison (left) highlights the core difference: metallic plates (left side of the image) deliver crisp, permanent marks on rigid items like book covers, while silicone plates (right side) wrap seamlessly around curved cosmetic containers. Your choice hinges on the geometry and rigidity of your target product. **Pro Tip:** For diverse product lines, stock both plate types to optimize production efficiency.

Summary of Hot Stamping Plate Selection

A practical guide to match your production needs with the optimal stamping material.



High-volume Flat Applications

Durability for large-scale hard paper & book cases

Ideal for high-volume production of flat hard paper and hardcover book cases. Its exceptional hardness ensures consistent results over thousands of impressions without wear.

→ **Recommended: Brass Plate**



Small-batch & Cost-effective

Flexibility for small runs on ordinary paper

Perfect for small-batch production on standard paper types. Zinc plates offer a balance of affordability and ease of engraving, making them a go-to for quick turnaround projects.

→ **Recommended: Zinc Plate**



Premium Texture Focus

Soft & delicate finish for luxury appeal

For projects where a soft, delicate, and premium tactile finish is paramount. Copper's malleability allows for the finest details and produces a richer, warmer stamping texture.

→ **Recommended: Copper Plate**



Complex & Fragile Surfaces

Flexible solutions for curves, plastic & leather

Designed for challenging substrates like curved, embossed, plastic, or leather goods. The flexibility of silicone plates conforms to irregular surfaces without damaging fragile materials.

→ **Recommended: Silicone Hot Stamping Plate**

Simplify your decision-making: Match the material to the application—Brass for volume, Zinc for small batches, Copper for texture, Silicone for curves.

Shenzhen DSTAR Machine Co., Ltd

Production and Usage Precautions

Essential guidelines to maintain precision, safety, and quality in the hot stamping workflow.

Quality Control

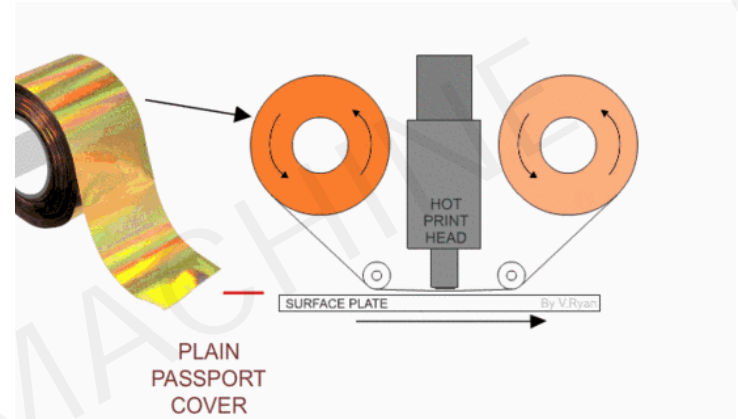
Metal hot stamping plates are mostly outsourced. Implement strict inspections on material grade and thickness to eliminate dimensional deviations early.

Pre-mounting Prep

Thoroughly clean and pre-treat all plates before installation. This removes dust and residues, preventing print defects and ensuring accurate alignment.

Parameter Matching: Silicone & Substrate Synergy

Match silicone plate thickness and hardness to the substrate's hardness profile. Incorrect matching causes excessive pressure, leading to substrate deformation and uneven hot stamping. Calibrate settings for each material type to maintain consistency.



Operational Excellence in Action

A fully automated hot stamping machine demonstrating professional mounting processes. Adhering to the above precautions ensures the machine operates at peak efficiency, delivering high-quality, consistent results for every print job.

Q & A

THANK YOU

Welcome Contact and Commuunicate with DSTAR Machine

Shenzhen DSTAR Machine Co.,ltd |2026 |Quality & Service Exceed Expectation

Shenzhen DSTAR Machine Co. , l td

豆包AI生成